



























South Mountains State Park

EQUESTRIAN CAMPGROUND

Legend

-  Accessible
-  Bathhouse
-  Campsites
-  Campsite parking area
-  Equestrian stable
-  10'x10' stall
-  5'x10' stall
-  Manure pit
-  Parking
-  Roads
-  Water spigot

Parking Area Size

 65' x 18'	 65' x 14'
 65' x 16'	 70' x 13'
 70' x 16'	 63' x 12'
 60' x 15'	 65' x 18'
 60' x 15'	 66' x 18'
 56' x 8'	 66' x 25'
 60' x 12'	 71' x 25'
 60' x 14'	

