

---

# ADA Checklist

## Sports Activities, Team or Player Seating, Other



Institute for Human Centered Design  
[www.HumanCenteredDesign.org](http://www.HumanCenteredDesign.org)  
2014



ADA National Network  
Questions on the ADA 800-949-4232  
voice/tty  
[www.ADAchecklist.org](http://www.ADAchecklist.org)

---




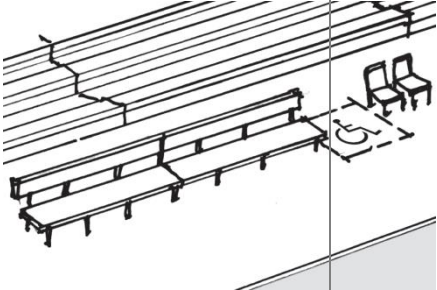

This checklist was produced by the New England ADA Center, a project of the Institute for Human Centered Design and a member of the ADA National Network. This checklist was developed under a grant from the Department of Education, NIDRR grant number H133A060092-09A.

This is an edited version of the checklist. For the full set of checklists, including the checklists for recreation facilities visit [www.ADAchecklist.org](http://www.ADAchecklist.org).

---

Local Government Name:

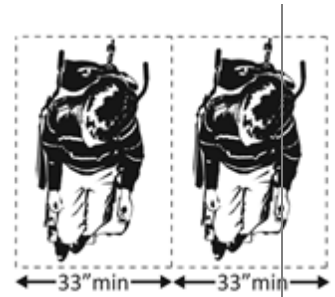
Project Name:

<p><b>S1</b> Is there an accessible route to each type of sport activity?</p> <p>For exterior routes use the checklist for <i>Priority 1: Approach &amp; Entrance</i>.</p> <p>For interior routes use the checklist for <i>Priority 2: Access to Goods &amp; Services</i>.</p>	<input type="checkbox"/> Yes <input type="checkbox"/> No		
<p><b>S2</b> At court sports (tennis, basketball, volleyball, etc.) does at least one accessible route connect both sides of the court?</p> <p>Note: This is particularly important in sports such as tennis, where changing sides is part of the game.</p>	<input type="checkbox"/> Yes <input type="checkbox"/> No		
<p><b>T1</b> At areas of sport activity, is there an accessible route to each side of team or player seating?</p> <p>For exterior routes use the checklist for <i>Priority 1: Approach &amp; Entrance</i>.</p> <p>For interior routes use the checklist for <i>Priority 2: Access to Goods &amp; Services</i>.</p>	<input type="checkbox"/> Yes <input type="checkbox"/> No		
<p><b>T2</b> Is there at least one wheelchair space at team or player seating areas?</p>	<input type="checkbox"/> Yes <input type="checkbox"/> No		
<p><b>T3</b> If there is a single wheelchair space, is it at least 36 inches wide?</p>	<input type="checkbox"/> Yes <input type="checkbox"/> No		

ADA Checklist **Sports Activities, Team or Player Seating**

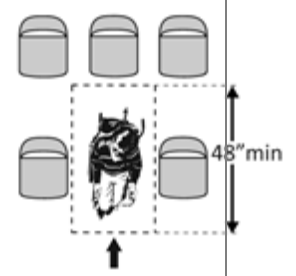
**T4** If there are 2 adjacent wheelchair spaces, are they each at least 33 inches wide?

Yes  No



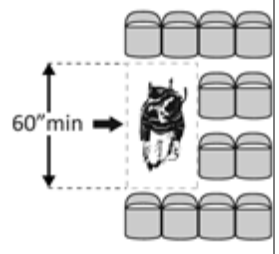
**T5** If the wheelchair space can be entered from the front or rear, is it at least 48 inches deep?

Yes  No



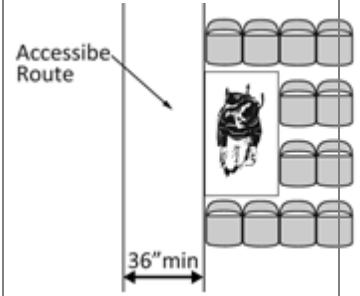
**T6** If the wheelchair space can only be entered from the side, is it at least 60 inches deep?

Yes  No



**T7** Do wheelchair spaces adjoin, but not overlap, accessible routes?

Yes  No



**T8** Do wheelchair spaces not overlap circulation paths?

Yes  No

Note: The term "circulation paths" means aisle width required by applicable building or life safety codes for the specific assembly occupancy. Where the circulation path provided is wider than the required aisle width, the wheelchair space may intrude into that portion of the circulation path that is provided in excess of the required aisle width.