
ADA Checklist

Fishing Piers and Platforms



Institute for Human Centered Design
www.HumanCenteredDesign.org
2014



ADA National Network
Questions on the ADA 800-949-4232
voice/tty
www.ADAchecklist.org

This checklist was produced by the New England ADA Center, a project of the Institute for Human Centered Design and a member of the ADA National Network. This checklist was developed under a grant from the Department of Education, NIDRR grant number H133A060092-09A.

This is an edited version of the checklist. For the full set of checklists, including the checklists for recreation facilities visit www.ADAchecklist.org.

Local Government Name:

Project Name:

F1 Is there an accessible route to the entrance of the fishing pier or platform?

Yes No

Use the checklist for *Priority 1: Approach & Entrance*.



F2 Is there an accessible route to the fishing area?

Yes No

To deal with varying water levels, exceptions apply when gangways are part of the accessible route. A gangway is a variable-sloped pedestrian walkway that links a fixed structure or land with a floating structure.

Exceptions:

1. The gangway rise may be greater than 30 inches. Therefore gangways may be any length and no intermediate landings are required.

2. Where the total length of the gangway or series of gangways is 30 feet minimum, the gangway may be steeper than 1:12.

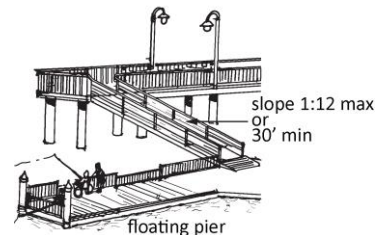
3. Where the gangway connects to transition plates, ramp landings are not required.

4. Where the gangway and transition plates connect, handrail extensions are not required.

5. Where handrail extensions are provided on the gangway or transition plates, the handrail extensions are not required to be parallel with the ground surface.

6. Changes in level ¼ to ½ inch high, beveled with a slope no steeper than 1:20 are permitted on the surface of the gangway.

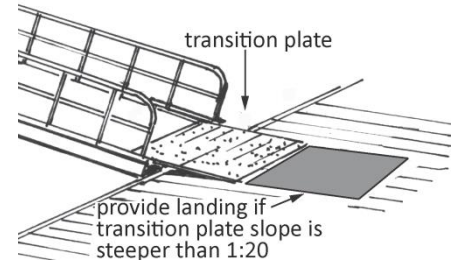
Note: When gangways, transition plates and floating piers and platforms are part of an accessible route, the cross slope requirement of 1:48 maximum is measured when they are in the static position, i.e. absence of movement



that results from waves and wind.

F3 If a transition plate is steeper than 1:20 is there a landing at the end of the transition plate?

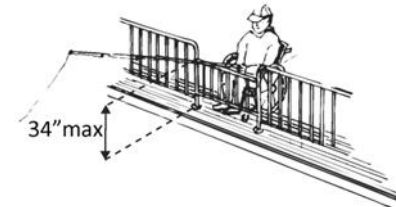
Yes No



F4 If there are railings, guards or handrails at the fishing area, are at least 25 percent no more than 34 inches above the ground or deck?

Yes No

Note: Guards may be higher than 34 inches if the higher portion is no less than 42 inches high and balusters or ornamental patterns do not allow a 4-inch diameter sphere to pass through up to a height of 34 inches and do not allow an 8-inch diameter sphere to pass through between 34 inches and 42 inches above the ground. This allows for increased safety at specific locations and compliance with certain building codes.

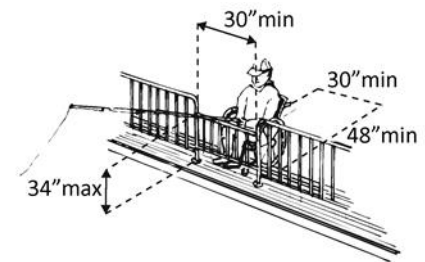


F5 Are the 34-inch maximum high railings, guards or handrails dispersed throughout the fishing pier or platform?

Yes No

F6 Is there a clear floor space at least 30 inches wide by at least 48 inches long at the 34-inch maximum high railing?

Yes No



F7 At the 34-inch maximum high railings, guards or handrails:

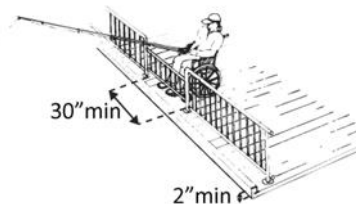
Yes No

Is there a curb or barrier extending 2 inches minimum above the surface of the pier or platform?

Or

Does the ground or deck extend at least 12

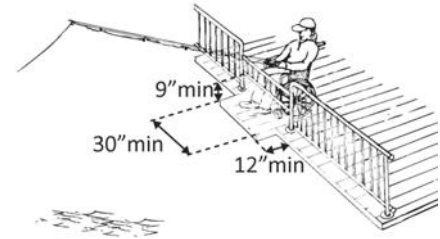
Yes No



ADA Checklist **Fishing Piers and Platforms**

inches beyond the inside face of the railing at a clear width of at least 30 inches and clear height of at least 9 inches?

Or



F8 If there are no railings, guards or handrails, is there a clear floor space at least 30 inches wide by at least 48 inches long on the pier or platform?

Yes No

F9 Is there a clear floor space for a person in wheelchair to turn around, i.e. a circle at least 60 inches in diameter or a T-shaped space within a 60-inch square, on the fishing pier or platform?

Yes No

